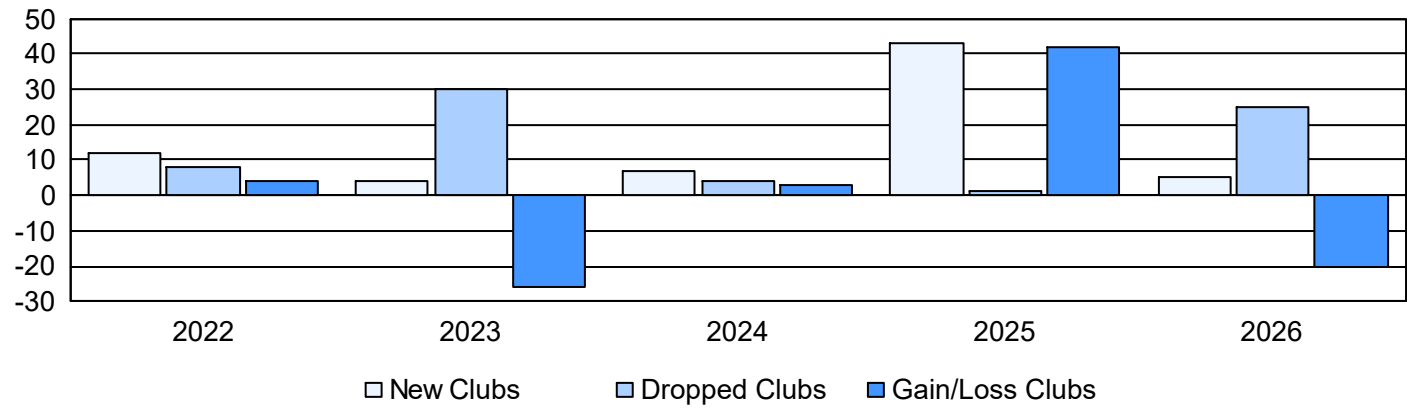
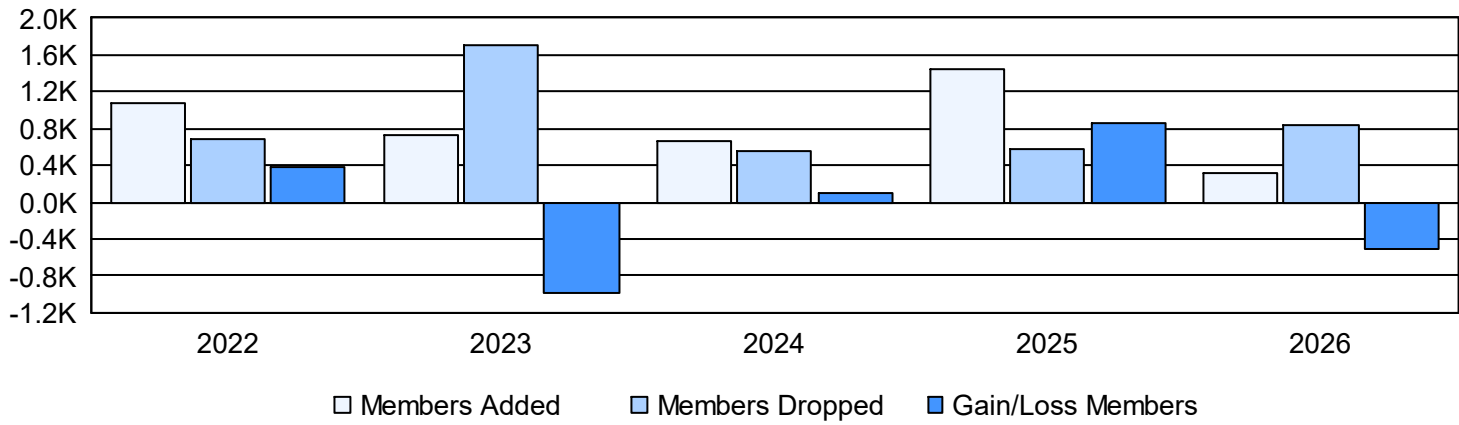


Year	New Clubs	Dropped Clubs	Gain/ Loss Clubs	New Members	Charter Members	Reinstate Members	Transfer Members	Total Member Added	Total Members Dropped	Gain/ Loss Members
2021-2022	12	8	4	338	606	71	61	1,076	688	388
2022-2023	4	30	-26	268	250	192	19	729	1,713	-984
2023-2024	7	4	3	367	231	55	7	660	551	109
2024-2025	43	1	42	290	900	253	0	1,443	575	868
2025-2026	5	25	-20	188	119	11	0	318	835	-517
Average	14	14	1	290	421	116	17	845	872	-27

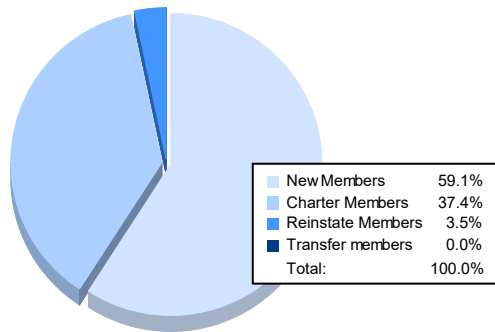
Clubs



Members



### Membership Composition January 2026 Cumulative



### Gender Composition January 2026 Cumulative

